

# For the Fallow One

Trombone Quintet

Donovan Andrews

*Commissioned by Sayward Schoonmaker*


### **Performance Notes**

1. Performers should read from the score. Maintain a sense of individuality until 7:57.
2. Dynamics should vary so long as they do not overpower one another and follow occasionally provided dynamic guidelines in the piece. Performers should grow or diminish following a dynamic guideline according to their discretion. Unless otherwise stated, dynamics should maintain a delicate nature and should grow or diminish from a given guideline.
3. This piece consists of many cells that should be repeated at least once before there is a prompt to change; either by an arrow that leads into a new cell, or their repetition is terminated by an arrow with a vertical line. A cell with no arrow or repeat signs should be played only once. If a performer is in the middle of a repeating cell and is prompted to change or terminate, a smooth transition should be emphasized. Performers need not attempt to exactly replicate how a cell is played through each repetition.
4. In the blank spaces that a performer does not have a repeating cell, they should meditate on the soundscape or insert a quote of personal, political, or creative relevance to meditate upon until they are prompted to begin another cell.
5. It is highly recommended that this piece be performed in a large, reverberant space. Performers should be scattered across the room and use a stopwatch to ensure they follow the time markings.




Short      Long      Longer

Permutation in any order  
As quiet as possible



0:45



I ? 2:07


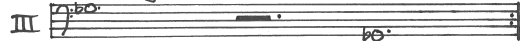
2:35

2:45


3:24

II ?

III Uneven Lengths





#5



(Similar)



Dynamics may vary



I ? 4:14


II ?

III ?


IV ?

V ?

4:39




(Sim.)



(Similar)

5:34



Handwritten musical score for five staves (I-V) with time markers and performance instructions.

**Staff I:** 6:02, 6:26, 6:35, 6:44, 7:14, 7:28. Includes instruction: "Repeat once more at a whisper and gradually increase length of notes".

**Staff II:** 6:02, 6:26, 6:35, 6:44, 7:14, 7:28. Includes instruction: "End on F#".

**Staff III:** 6:02, 6:26, 6:35, 6:44, 7:14, 7:28.

**Staff IV:** 6:02, 6:26, 6:35, 6:44, 7:14, 7:28.

**Staff V:** 6:02, 6:26, 6:35, 6:44, 7:14, 7:28. Includes instruction: "As quiet as possible".

**Staff VI:** 7:28. Includes instruction: "As quiet as possible".

Handwritten musical score for five staves (I-V) with time markers and performance instructions.

**Staff I:** 7:57. Includes instruction: "Gradually increase the length of rests".


**Staff II:** 7:57, 8:24, 8:27, 8:30. Includes instruction: "Slightly louder; slowly increase dynamics. Do not exceed a forte. Return to delicate dynamics after the dynamic climax".


**Staff III:** 7:57, 8:24, 8:27, 8:30. Includes instruction: "Slightly louder; slowly increase dynamics. Do not exceed a forte. Return to delicate dynamics after the dynamic climax".


**Staff IV:** 7:57, 8:24, 8:27, 8:30. Includes instruction: "Slightly louder; slowly increase dynamics. Do not exceed a forte. Return to delicate dynamics after the dynamic climax".


**Staff V:** 7:57, 8:24, 8:27, 8:30. Includes instruction: "Slightly louder; slowly increase dynamics. Do not exceed a forte. Return to delicate dynamics after the dynamic climax".


Continue to increase rest length to end

I 7: 

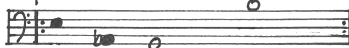
II 7: 

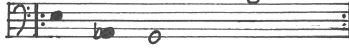
III 7: 


IV 7: 


V 7: 


10:57 11:04

I 7: 

II 7: 

III 7: 

IV 7: 

V 7: 

12:00 12:45 13:38

Repeat once